

Research Paper

2021 Outlook: Poised for Growth

Economic recovery, vaccine and portfolio considerations

by Chris Kachmar, CFA, Partner, Chief Market Strategist

Steve Proffer, CFA, Consultant, Market Strategist

January 2021

Key Observations

- Financial assets produced remarkable returns over the final nine months of 2020, characterized by rising equity valuations and narrowing credit spreads amid a global pandemic and a disjointed global economy.
- The global economy is poised to achieve strong year-over-year growth and modest inflationary pressures in the first half of 2021, which should benefit risk assets and spread sectors. Wide-scale vaccination efforts may be the link to more sustained economic growth as the year progresses.
- While it is uncertain if the market rotation that began in November will continue, we advise maintaining broad diversification within and across asset classes to ensure a portfolio does not unnecessarily hinge on any one economic outcome.

Financial Market Conditions

Economic Growth

Although global economic activity picked up in the second half of 2020 as economies emerged from strict containment measures, the pace of recovery may be poised to moderate sequentially (quarter-over-quarter).

Policymakers remain vigilant against COVID-19, reinstating mitigation measures in some areas (e.g., Illinois, New York and Massachusetts) until vaccination efforts are able to play a more active role on the public safety front.

Although the pace of economic growth is likely to slow quarter-over-quarter, year-over-year economic and earnings growth should rebound sharply in the first half of 2021, particularly in the second quarter. However, our base case

This report is intended for the exclusive use of clients or prospective clients of Fiducient Advisors. The information contained herein is intended for the recipient, is confidential and may not be disseminated or distributed to any other person without the prior approval of Fiducient Advisors. Any dissemination or distribution is strictly prohibited. Information has been obtained from a variety of sources believed to be reliable though not independently verified. Any forecasts represent future expectations and actual returns, volatilities and correlations will differ from forecasts. This report does not represent a specific investment recommendation. Please consult with your advisor, attorney and accountant, as appropriate, regarding specific advice. Past performance does not indicate future performance and there is a possibility of a loss.

expectation for 2021 is best described as a tale of two halves, distinguished by uncertainty about the ultimate pace of economic normalization.

Monetary Policy

Global central banks remain committed to using all tools necessary to reinforce the ongoing economic recovery and achieve policy objectives. Apart from temporary programs designed to alleviate financial hardships caused by the pandemic, the Federal Reserve, European Central Bank and Bank of Japan all reiterated plans to maintain asset purchase programs until individual economies meet their respective policy objective(s). That may change in 2021, should the bifurcation between monetary and fiscal policies diminish.

Fiscal Policy

The exogenous shock caused by the global pandemic exposed the limits of conventional monetary policy measures, which take time to work through economic channels and largely remain stuck in the financial sector, and pressured policymakers to respond decisively with unprecedented deficit spending. In the U.S. alone, the fiscal deficit grew \$2.8 trillion from March to November as Congress attempted to ease private sector financial conditions hit hardest by lost income. Janet Yellen, President Biden's nominee for U.S. Treasury Secretary and former Fed Chair, is familiar with the limits of monetary policy absent coordinated fiscal policy. Her nomination signals a potential merger between the Treasury and Fed to deliver targeted accommodation to the private sector if the economic recovery should slow.

Inflation

Through November, the Fed's preferred year-over-year inflation measure, the Core Personal Consumption Expenditure Price Index ("PCE"), remained stubbornly low at just 1.4 percent, and long-term broad inflation expectations remain well-anchored. However, the impact of pandemic-induced stimulus and ongoing measures to alleviate the economic burdens on households (evidenced by a deceleration in the labor market recovery) may cause inflation to rise in 2021.

Currency

Following its dramatic run-up in March as investor appetite for risk plummeted, the trade-weighted U.S. dollar fell nearly 11 percent by late December (the year-over-year decline was a more subdued 3 percent). In 2021, the U.S. dollar may continue to encounter downward pressures given the current configuration of domestic monetary and fiscal policy, which could ignite opportunities (and higher valuations) in tangible assets and international equities for U.S. investors.

Fiducient Advisors 10-Year Capital Market Assumptions

The resiliency demonstrated by capital markets during the last nine months of 2020 was remarkable and certainly welcomed by investors in an otherwise challenging year. Gains achieved across many asset classes influence and inform our most recent efforts to recast our capital market expectations, and elevated valuations inhibit our forward-looking return assumptions. The table below summarizes our 10-year return estimates and demonstrates the higher hurdle (and lower expected returns) that are by-products, largely, of the last three quarters' worth of strong risk asset returns.

The Federal Open Market Committee (FOMC) took its policy interest rate to zero in the first quarter of 2020, which drove bond prices higher and subsequently reduced our return expectations across fixed income. Our bond return expectations are further constrained by credit spread levels, which narrowed from April through December on reopening optimism and demonstrable progress toward a vaccine. Strong global equity returns in 2020 resulted in elevated equity valuations to start 2021 and lowered our equity return expectations 0.3 to 1.6 percent.

We have also reduced our return expectations for real assets and alternatives, although these asset classes continue to offer important diversification benefits within a thoughtful portfolio construction exercise. Changes to hedge fund and private equity forecasts are tangential to changes in public fixed income and equity return assumptions.

Our latest capital market forecast generally calls for lower returns relative to prior years for stated volatility targets. As such, investors should review portfolio compositions with a particular and elevated focus regarding their capacity to assume risk and be guarded in their efforts to source returns in what, we suspect, may be another eventful year in the capital markets.

Asset Class	12/1/20 E(R)	4/1/20 E(R)	Since 4/1 Rebalance
Cash ¹	0.08%	0.05%	0.0%
TIPS	0.7%	0.9%	-0.2%
Muni Bond ²	1.0%	2.7%	-1.7%
Muni High Yield ²	6.7%	8.3%	-1.6%
US Bond	1.2%	1.6%	-0.4%
Dynamic Bonds ³	1.7%		
Global Bonds	0.8%		
For. Dev. Bond	0.4%	0.4%	0.1%
HY Bond	3.4%	5.2%	-1.8%
EM Bond	1.7%	2.8%	-1.0%
Global Equity	6.8%	7.3%	-0.6%
US Equity (AC)	5.5%	5.8%	-0.3%
US Equity (LC)	5.4%	5.6%	-0.3%
US Equity (MC)	5.7%	6.0%	-0.3%
US Equity (SC)	5.8%	6.1%	-0.3%
Int'l Dev. Equity	7.0%	7.7%	-0.7%
EM Equity	8.5%	10.1%	-1.6%
Real Estate	5.3%	5.1%	0.2%
Broad Real Assets ⁴	3.9%		
Midstream Energy	8.1%	13.5%	-5.4%
Commod. Fut.	2.3%	3.3%	-1.0%
HFoF Multi-Strat	5.4%	5.9%	-0.5%
Private Equity	8.5%	8.8%	-0.3%

1. 3-month forecast

2. Tax equivalent yield based on highest marginal tax rate (37%)

3. 33% Cash, 33% Corp HY, and 34% Global Bonds

4. 25% TIPS, 15% Bank Loans, 30% Infrastructure, 15% REITs and 15% Commodities

Outputs and opinions are as of the date referenced and are subject to change based on market or economic conditions. Information is intended for general information purposes only and does not represent any specific investment recommendation. Please consult with your advisor, attorney and accountant, as appropriate, regarding specific advice. There is no guarantee that any of these expectations will become actual results.

For additional information on forecast methodologies, please speak with your advisor. Please see Index Proxy Summary page at the end of this paper for summary of indices used to represent each asset class. Past performance does not indicate future performance and there is a possibility of a loss.

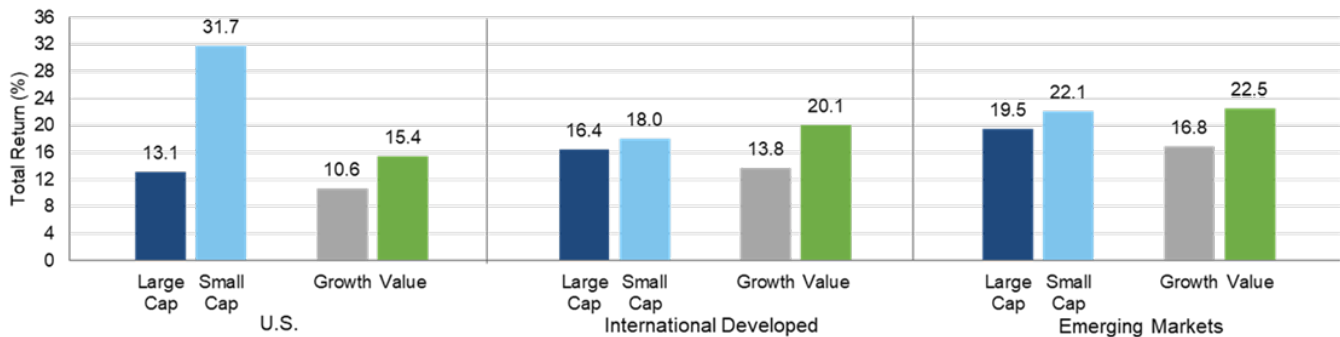
Investment Themes for 2021

Financial market conditions as 2021 begins are book-ended by a wholly unique set of circumstances inescapably linked to global efforts to remediate the pandemic. Unprecedented levels of stimulus had the immediate effect of stabilizing markets and elevating investors' risk appetite, yet vaccination dissemination programs remain nascent and somewhat fragmented. While we expect these factors will continue to govern and sway investment markets near-term, we are cautiously inclined to favor thoughtful exposure to risk assets as the New Year starts. As we highlight below, we are encouraged by the increasing breadth of asset class returns witnessed in the fourth quarter of 2020 – a precursor, perhaps, to the advent of a new economic regime exemplified by more sustained and synchronized levels of global economic activity. Wide-scale and effective vaccination distribution necessarily coincides with this expectation.

1. The Pandemic's Wake

Key Observation Beginning 2021 – Before the development of a COVID-19 vaccine, the period of social, emotional and economic adversity seemingly had no end in sight. Though early bipartisan legislation offered financial relief to households and businesses, incremental fiscal stimulus was mired in political gridlock until late December. In many ways, the advent of a vaccine from global pharmaceutical companies (e.g., Pfizer, Moderna and others expected in 2021) offered a glimpse of a path forward. Vaccine development and distribution efforts, once they fully take hold, boost the likelihood of harmonized economic growth normalization in 2021. Importantly, there is ample historical precedence evidencing a broadening pattern of asset class returns as the global economy finds its footing, generates momentum and begins to navigate a path to more sustained growth. As highlighted below, activity in the markets in the fourth quarter of 2020 may offer a first hint for this potential moving forward.

Small cap and value-orientated equities produced substantial returns in the fourth quarter, improving market breadth heading into 2021.



Source: Bloomberg. See disclosures for list of indices representing each asset class. Indices cannot be invested in directly. Performance is reported gross of fees and expenses and assumes the reinvest dividends and capital gains. Past performance does not indicate future performance and there is a possibility of a loss.

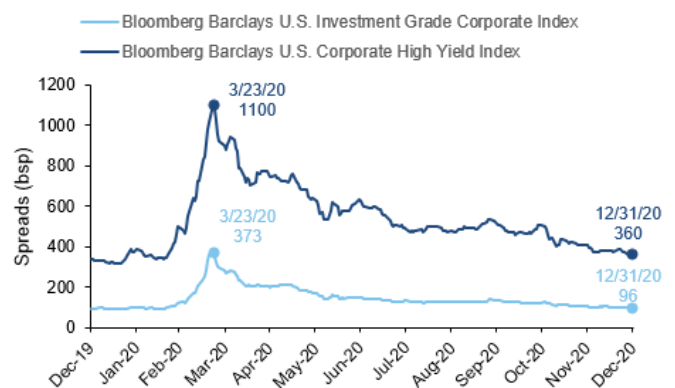
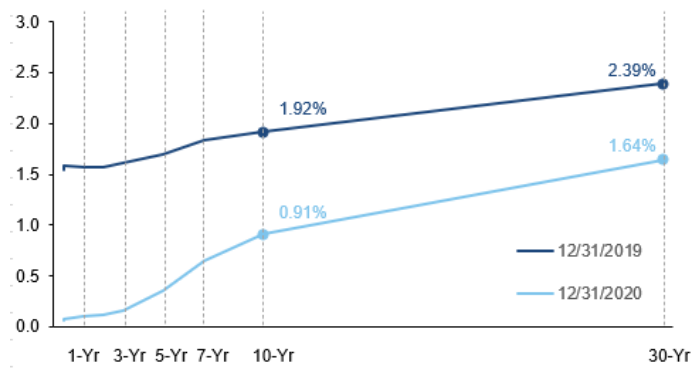
Portfolio impact – The strong rebound in equity valuations following the first quarter sell-off in 2020, while certainly welcome and encouraging, did not entirely eradicate the relative dislocations across certain segments of the domestic equity markets. We expect relative performance between the growth and value styles will likely mean-revert over time and that recent tailwinds favoring growth equities may serve as headwinds in 2021.

Though not impossible, it is difficult to imagine how this year’s much championed “stay-at-home” stocks could replicate growth rates on a year-over-year basis in the face of (1) tough 2020 comparables (2) improving coordination on the vaccine distribution front and (3) a footprint of broadening economic growth. Outcomes across the capitalization spectrum take their cues from where within the cycle the economy resides and, consistent with our baseline forecast that we are early in the next cycle, suggest that small cap stocks may be poised to sustain the return advantages they generated in the fourth quarter of 2020. As always, we advocate that maintaining broad diversification within and across asset classes most effectively ensures that a portfolio is not overly exposed to any single economic outcome.

2. Opportunities in a Low-Interest Rate Environment

Key Observation Beginning 2021 – Global central banks responded to the pandemic swiftly by slashing policy rates significantly – to zero in many cases. The quick response supported the functionality of global financial markets, staved off deflationary forces and bolstered the financial sector. The corollary is that fixed income return expectations on a go-forward basis are necessarily diminished. Entering 2021, investors must now contend with historically low return estimates from many traditional fixed income asset classes (e.g., sovereign bonds, investment-grade corporates and high yield debt).

Low-interest rates and tight credit spreads portend lower forward-looking returns in traditional fixed income



Source: Bloomberg. Past performance does not indicate future performance there is a possibility of a loss.

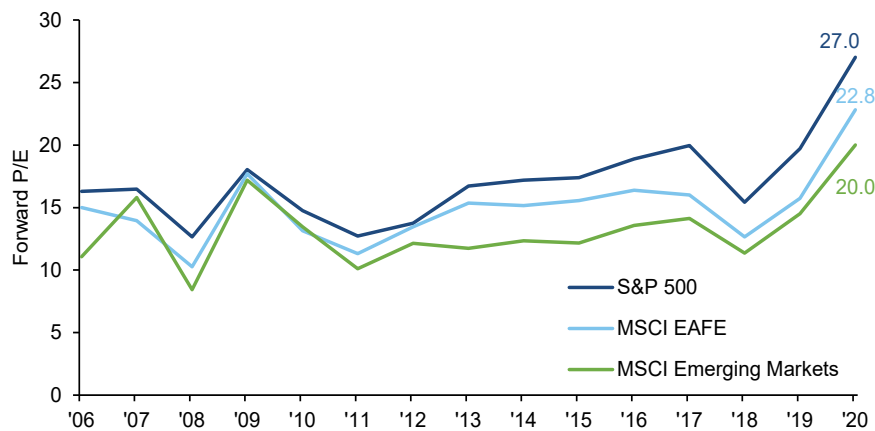
Portfolio impact – Historically low interest rates, uneven global economic recovery and the potential for modest inflation volatility necessitate a particularly attentive fixed income allocation as 2021 begins. Investors may want to

consider how, for example, dynamic bond strategies fit within a portfolio as a means of navigating the current backdrop. These strategies customarily invest widely across fixed income markets, often seeking opportunities in more nuanced bond segments while typically possessing lower sensitivity to interest rates. Expect nimbleness and selectivity to be key attributes needed in the quest for fixed income returns this year.

3. A Case for Global Equity Exposure

Key Observation Beginning 2021 – Stay-at-home efforts to contain the spread of COVID-19 was the impetus for sharply increased demand for productivity and entertainment solutions. These service providers, many in the technology sector, were rewarded with impressive earnings growth and handsome returns in 2020. However, as vaccines lay the groundwork for more normal economic activity, companies hit hardest by the pandemic could experience dramatic earnings growth in 2021 and a continuation of the advantaged returns that were witnessed in the fourth quarter of 2020. As we outlined earlier, those equity sectors and styles that lagged during the financial market recovery, such as small cap and value equities, produced strong returns in November and December. International equity markets produced advantageous returns as well as 2020 drew to a close.

Relatively more attractive international valuations and the prospects of further U.S. dollar weakness support the prospects of international and emerging market equities.



Source: Bloomberg. Past performance does not indicate future performance and there is a possibility of a loss.

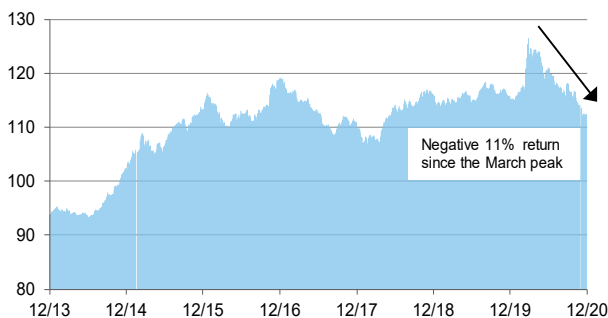
Portfolio impact – Equities are inherently more sensitive to economic growth and rising inflation than bonds. While we are mindful of elevated valuations, an economic recovery, prospects for further weakness in the U.S. dollar and stability within the commodity complex elevate prospects for international developed and emerging market equities. As highlighted above, relative valuation advantages persist across wide swaths of equity markets overseas, and the inherent composition of many of these markets also postures more favorably to a prolonged global economic recovery.

4. Returns from Real Assets

Key Observation Beginning 2021 – Despite extraordinary measures on the monetary stimulus front, official inflation measures have remained stubbornly low over the last 10 years. Core Personal Consumption Expenditures (“PCE”), the Fed’s preferred inflation measure, averaged just 1.6 percent during this timeframe – well below the stated 2 percent target. We attribute much of the disconnect to two forces. First, monetary stimulus is susceptible to clogs in the financial sector and disproportionately benefits financial asset inflation over inflation in real assets (for more information, please see our [Inflation Framework video](#)). Second, continued U.S. dollar strength over the last six years has weighed on raw material prices.

However, increased emphasis on fiscal policy, precisely those policies aimed at putting money directly into consumers’ hands, can raise the velocity of money and buoy inflation in real assets. Increased federal deficits, paired with the Fed’s \$1.4 trillion annual asset purchase program, may set the stage for a secular decline in the U.S. dollar.

Fiscal policy, in coordination with existing monetary policy, put downward pressure on the U.S. dollar...



Source: Federal Reserve based on H.10 exchange rate data.

...which benefitted commodity prices in the second half of 2020.



Source: Bloomberg.

Past performance does not indicate future performance and there is a possibility of a loss.

Portfolio impact – Over the last ten years, U.S. dollar strength disproportionately benefitted financial assets while hindering tangible asset returns. Looking forward, fiscal and monetary support to households and businesses may finally spur inflation in commodities and real assets. Therefore, we continue to believe a well-diversified portfolio should include a thoughtful allocation to tangible assets.

Outlook Summary

The global economy is poised to achieve strong year-over-year growth and only modest inflationary pressures in the first half of 2021, which should benefit risk assets and support spread sectors. However, the path toward social and economic normalization will probably be jagged and uneven until vaccine distribution efforts harmonize a more balanced global recovery experience.

As 2020 came to a close, the prospects for a broader economic reopening foreshadowed the benefits of portfolio diversification. Economic sectors and equity styles that lagged earlier in the recovery, such as small cap, value and international stocks, produced substantial returns in the last two months of the calendar year.

While it is uncertain if the market rotation that began in November will continue, our baseline forecast anticipates continuing (if uneven) reparations in the global economy – a backdrop best addressed via fully diversified investment programs that otherwise align with your investment goals and objectives.

For more information and assistance, please contact any professional at Fiducient Advisors.

About the Authors



Christopher F. Kachmar, CFA
Partner, Chief Market Strategist

As Chief Market Strategist, Chris is responsible for guiding the firm's investment strategies as well as working with corporate, nonprofit and government clients. Chris has more than 20 years' investment experience, including asset allocation/investment portfolio construction, capital markets analysis and investment manager evaluation. Chris is a voting member of the firm's Investment Committee, member of the firm's Discretionary Committee and Capital Markets Team. He joined Fiduciary Investment Advisors LLC in 2006, which combined with Fiducient Advisors in 2020. Prior to joining the firm, he was a Vice President and PRIME Consultant at UBS Financial Services Inc. Chris obtained his MBA from the William E. Simon Graduate School of Business Administration at the University of Rochester and earned a BS from Boston University. He is a CFA® charterholder and member of the CFA Institute and Hartford CFA Society. His personal interests include sailing, skiing, running and reading.



Stephen Proffer, CFA
Consultant, Market Strategist

Steve provides investment consulting services to institutional clients and nonprofit organizations. He services clients by providing advice and expertise on asset allocation, portfolio design, investment policy statements, manager search process, fiduciary stewardship, and overall investment management. Steve also produces financial market commentary and supports capital market research at the firm. Prior to joining the firm in 2017, Steve was an Associate Client Investment Officer with Northern Trust Asset Management where he provided comprehensive investment management services to discretionary institutional client portfolios. Steve earned a BA in Economics and Finance from the University of Illinois Urbana-Champaign and a Masters of Analytics from the University of Chicago. He is a CFA® Charterholder and a member of the CFA Institute, CFA Society of Chicago, and The Chicago Council on Global Affairs. Additionally, he serves on the investment committee of Special Kids Foundation, a nonprofit that makes a positive impact in the lives of children with developmental disabilities through education, treatment and/or inclusion. Steve enjoys outdoor activities and spending time with family.